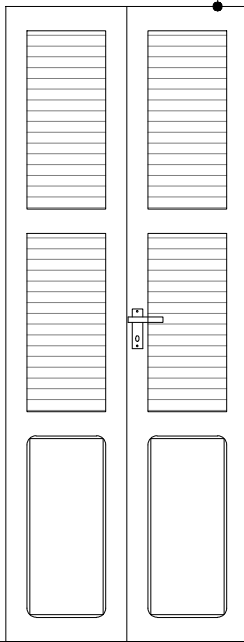



PORTA DE MADEIRA C/
VENEZIANAS / DE ABRIR
(P-01) 0.80x2.10




JANELA DE MADEIRA C/
VENEZIANAS / DE ABRIR
(J-01) 1.00x1.10 / 1.00




1.00

JANELA DE MADEIRA C/
VENEZIANAS / DE ABRIR
(J-02) 0.80x1.10 / 1.00

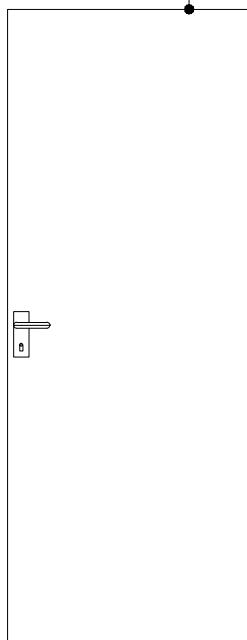


JANELA DE MADEIRA C/
VENEZIANAS / FIXA
(J-03) 0.50x0.50 / 1.60

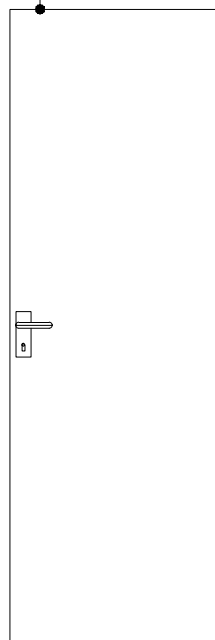


1.60

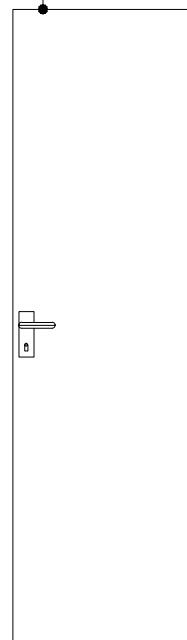
PORTA DE MADEIRA
TIPO PARANÁ / DE ABRIR
(P-02) 0.80x2.10



PORTA DE MADEIRA
TIPO PARANÁ / DE ABRIR
(P-03) 0.70x2.10



PORTA DE MADEIRA
TIPO PARANÁ / DE ABRIR
(P-04) 0.60x2.10



DETALHE DE ESQUADRIAS

01

ESCALA

1 / 25



**PREFEITURA MUNICIPAL
DE JAGUARIBE**

PROJETO: **PROJETO P/ CONSTRUÇÃO
DE CASAS POPULARES**

DESENVOLVIMENTO:



RESP. TÉCNICO:

WALBBER NOGUEIRA GOMES
ENGENHEIRO CIVIL - RNP: 0610374052

LOCAL:

SÍTIO JUÁ - DISTRITO DE FEITICEIRO

MUNICÍPIO/UF:

JAGUARIBE-CE

DATA:

NOV / 2016

FOLHA:

02 / 02